

PIONEER

Air Conditioning & Heat Pump Systems

The "right choice" for those who want the "Best"....

PDVR-IZ SPECIFICATIONS

(Pioneer Digital Variable Refrigeration System)
Multi Zone Inverter Variable Split Systems
50Hz (25.2KW through 180 KW, COMBINED)

PIONEER
Air Conditioning & Heat Pump Systems

PDVR-IZ Series Product Line Up



AVAILABLE VOLTAGES:
• Z : 380-415/3/50

AVAILABLE REFRIGERANTS:
• F : R410A

COMBINATION OPTIONS:
DUAL UNITS

- 25.2+28.0=53.2KW
- 28.0+28.0=56.0KW
- 28.0+33.5=61.5KW
- 28.0+40.0=68.0KW
- 28.0+45.0=73.0KW
- 33.5+45.0=78.5KW
- 40.0+45.0=85.0KW
- 45.0+45.0=90.0KW

TRIPLE UNITS

- 28.0+28.0+40.0=96.0KW
- 28.0+28.0+45.0=101.0KW
- 28.0+33.5+45.0=106.5KW
- 28.0+40.0+45.0=113.0KW
- 28.0+45.0+45.0=118.0KW
- 33.5+45.0+45.0=123.5KW
- 40.0+45.0+45.0=130.0KW
- 45.0+45.0+45.0=135.0KW

QUAD UNITS

- 33.5+33.5+33.5+40.0=140.5KW
- 33.5+33.5+33.5+45.0=145.5KW
- 33.5+33.5+40.0+45.0=152.0KW
- 33.5+33.5+45.0+45.0=157.0KW
- 28.0+45.0+45.0+45.0=163.0KW
- 33.5+45.0+45.0+45.0=168.5KW
- 40.0+45.0+45.0+45.0=175.0KW
- 45.0+45.0+45.0+45.0=180.0KW

STANDARD FEATURES


- DC SCROLL INVERTER VARIABLE SPEED MULTI SYSTEM
- FIVE DIFFERENT CAPACITY UNITS FOR EVERY NEED
- OUTPUT IS AUTOMATICALLY ADJUSTED BETWEEN 15 ~ 130%
- MATCHING WITH 13 ~ 64 INDEPENDENT INDOOR UNITS
- EXTREMELY LONG PIPING ABILITY (175 METERS)
- WIDE HEIGHT DIFFERENCE BETWEEN INDOOR UNITS (15 M.)
- ULTRA HIGH OPERATING EFFICIENCY
- SUPERIOR DURABILITY AND RELIABILITY
- SINGLE PIPING SYSTEM TO SUPPORT ALL INDOOR UNITS
- SPACE SAVING DESIGN OUTDOOR UNITS
- DIGITAL ELECTRONIC CONTROLLER AND DRIVER MECHANISM
- LOW ELECTROMAGNETIC INTERFERENCE
- HIGH EFFICIENCY HEAT EXCHANGERS
- DIGITAL PRECISE REFRIGERANT CONTROL
- SEASON SENSITIVE OPERATIONAL LOGIC
- SELF LEARNING TIME-DEMAND DEFROST
- PRECISE ROOM TEMPERATURE CONTROL (WITHIN 0.5 C)
- DIGITAL FAN MOTOR SPEED CONTROL SYSTEM
- WHISPER QUIET CONDENSER MOTOR WITH BALL BEARINGS
- HIGH AIR FLOW VOLUME FOR EFFICIENCY & PERFORMANCE
- MULTITUDE OF STYLES AND CAPACITIES OF MATCHING INDOOR UNITS
- ENHANCED LOUVERED HYDROPHILIC ALUMINUM FINNS
- SPRING LOADED COMPRESSOR MOUNTS FOR VIBRATION DAMPENING
- DYNAMICALLY BALANCED ULTRA QUIET FANS
- AUTO RESTART MEMORY FUNCTION
- VOLTAGE - PHASE PROTECTION DEVICES
- HIGH OUTPUT & QUIET COMPRESSORS FOR ALL MODELS
- INDEPENDENT MULTIPLE COMPRESSORS
- LARGE CAPACITY SUCTION ACCUMULATORS
- ULTRA GALVANIZED SHEET METAL PARTS
- HEAVY COAT OF BAKED ENAMEL PAINT FOR THE OUTDOOR UNIT
- DURABLE OUTDOOR FAN WITH HIGH GLASS CONTENT
- EXTRA DURABLE, PERMANENTLY LUBRICATED OUTDOOR MOTOR
- INTERNAL OVERLOAD PROTECTION FOR MOTORS
- EASY ACCESS TO REFRIGERANT CONNECTIONS
- FULL OPERATING CHARGE OF REFRIGERANT
- STANDARDIZED CABINET DESIGN FOR ALL MODELS
- PIPING AND WIRING THROUGH BOTTOM, SIDES OR REAR OF UNIT
- HIGHEST GRADE COMPONENTS FOR LONG LIFE EXPECTANCY
- AMPLE AVAILABILITY OF SPARE PARTS AND ACCESSORIES


UNIT SPECIFICATIONS - DIGITAL VARIABLE SPEED SPLIT SYSTEM

Model Series		PDVR252	PDVR280	PDVR335	PDVR400	PDVR450	
Application		DC Inverter Scroll Variable Refrigerant Flow Multi System					
Performance Data	Cooling Capacity KW (BTU/h)	25.2 (86,000)	28.0 (96,000)	33.5 (114,000)	40.0 (136,500)	45.0 (153,500)	
	Heating CapacityKW (BTU/h))	27.0 (92,000)	31.5 (107,500)	37.5 (128,500)	45.0 (153,600)	50.0 (170,600)	
	Air Circulation (m3/h)	12,500	12,500	14,000	14,000	14,000	
	Noise Level dB(A)	57	57	58	60	60	
Refrigerant Options:		R410A					
Electrical Data:	Input Voltage	380-415/3/50	380-415/3/50	380-415/3/50	380-415/3/50	380-415/3/50	
	Total Watts (Cooling)	6,070	7,730	9,880	12,260	14,050	
	Total Watts (Heating)	6,210	7,720	9,100	11,180	12,600	
Piping and Matching:	Maximum Equivalent Pipe Length	175 m (690')					
	Maximum ActualPipe Length	150 m (590')					
	Maximum Total Pipe Length	500 m (1,970')					
	Maximum Height Diff. ID and OD	70 m (275') [Reduce to 40 m (160') when OD unit is lower]					
	Max. Dist from First Brnch to End	40 m (160')					
	Max Height Diff .Between ID Units	15 m (60')					
	Max. ID Unit Quantity	13	16	16	16	20	
Refrigerant Connections:	Liquid Line Size	1/2 "	1/2 "	1/2 "	5/8 "	5/8 "	
	Suction Line Size	1 "	1 "	1 "	1 - 3/8 "	1 - 3/8 "	
Dimensions & Weight:	Actual Dimensions	Width mm (In.)	980 (38 - 5/8")	980 (38 - 5/8")	1,380 (54 - 3/8")	1,380 (54 - 3/8")	1,380 (54 - 3/8")
		Depth mm (In.)	800 (31 - 1/2")	800 (31 - 1/2")	830 (32 - 5/8")	830 (32 - 5/8")	830 (32 - 5/8")
		Height mm (In.)	1,615 (63 - 5/8)	1,615 (63 - 5/8)	1,630 (64 - 1/4")	1,630 (64 - 1/4")	1,630 (64 - 1/4")
		Weight Kg (Lbs)	290 (640)	290 (640)	382 (840)	382 (840)	382 (840)
	Shipping Dimensions	Width mm (In.)	1,045 (41")	1,045 (41")	1,450 (57")	1,450 (57")	1,450 (57")
		Depth mm (In.)	865 (34")	865 (34")	900 (35 - 1/2")	900 (35 - 1/2")	900 (35 - 1/2")
		Height mm (In.)	1,790 (70 - 1/2)	1,790 (70 - 1/2)	1,790 (70 - 1/2")	1,790 (70 - 1/2")	1,790 (70 - 1/2")
		Weight Kg (Lbs)	309 (680)	309 (680)	400 (880)	400 (880)	400 (880)
Container Quantity	20'/40'/40'HC	14 / 28 / 28	14 / 28 / 28	8 / 16 / 16	8 / 16 / 16	8 / 16 / 16	


NOMINAL CAPACITIES ARE BASED ON ARI CONDITIONS @ 95° F. O.A., 80° F. DB, 67° F. WB. FOR COOLING AND @ 47° F. O.A., 70° F. DB, 60° F. WB. FOR HEAT PUMP APPLICATION. CONTINUING ENGINEERING RESEARCH RESULTS IN STEADY IMPROVEMENTS. THEREFORE, THESE SPECIFICATIONS ARE SUBJECT TO CHANGE WITHOUT NOTICE. ALWAYS CONSULT EQUIPMENT NAMEPLATE FOR EXACT ELECTRICAL REQUIREMENTS.



UNIT SPECIFICATIONS - DIGITAL VARIABLE MULTI SYSTEM MATCHED INDOOR UNTIS

Application			Wall Mounted Ductless Fan Coil Unit									
Model Number			WDVR022-A	WDVR028-A	WDVR036-A	WDVR045-A	WDVR056-A		-	-	-	-
	Performance Data	Cooling Capacity KW (BTU/Hr)	2.2 (7,500)	2.8 (9,600)	3.6 (12,300)	4.5 (15,400)	5.6 (19,200)					
		Heating Capacity KW (BTU/Hr)	2.6 (8,900)	3.2 (11,000)	4.0 (13,700)	5.0 (17,100)	6.3 (21,500)					
		Air Circulation m3/h (CFM)	430 (355)	430 (355)	480 (355)	630 (500)	755 (500)					
		Noise Level dB(A)	34	34	34	37	37					
	Total Watts		40	40	40	50	50					
	Refrigerant & Drain Connections:	Liquid Line Size	1/4 "	1/4 "	1/4 "	1/4 "	3/8 "					
		Suction Line Size	1/2 "	1/2 "	1/2 "	1/2 "	5/8 "					
		Drain Connection Size	5/8 "	5/8 "	5/8 "	5/8 "	5/8 "					
	Dimensions & Weight:	Actual Dimensions	Length mm (In.)	790 (31 - 1/8)	790 (31 - 1/8)	790 (31 - 1/8)	920 (36 - 1/4)	920 (36 - 1/4)				
			Width mm (In.)	195 (7 - 5/8)	195 (7 - 5/8)	195 (7 - 5/8)	225 (8 - 7/8)	225 (8 - 7/8)				
			Height mm (In.)	265 (10 - 1/2)	265 (10 - 1/2)	265 (10 - 1/2)	292 (11 - 1/2)	292 (11 - 1/2)				
			Weight Kg (Lbs)	11 (24)	11 (24)	11 (24)	15 (33)	15 (33)				
		Shipping Dimensions	Length mm (In.)	875 (34 - 1/2)	875 (34 - 1/2)	875 (34 - 1/2)	1,015 (40)	1,015 (40)				
			Width mm (In.)	290 (11 - 5/8)	290 (11 - 5/8)	290 (11 - 5/8)	295 (11 - 5/8)	295 (11 - 5/8)				
			Height mm (In.)	445 (18 - 3/8)	445 (18 - 3/8)	445 (18 - 3/8)	465 (18 - 3/8)	465 (18 - 3/8)				
Weight Kg (Lbs)			14 (31)	14 (31)	14 (31)	17 (40)	17 (40)					
Container Quantity		20'/40'/40'HC	312/668/780	312/668/780	312/668/780	288/578/653	288/578/653					



Application			Wall Mounted Ductless Fan Coil Unit (With Built In EXV and Heater)									
Model Number			WDVR022-B	WDVR028-B	WDVR036-B	WDVR045-B	WDVR056-B	WDVR071-B				
	Performance Data	Cooling Capacity KW (BTU/Hr)	2.2 (7,500)	2.8 (9,600)	3.6 (12,300)	4.5 (15,400)	5.6 (19,200)	7.1 (24,300)				
		Heating Capacity KW (BTU/Hr)	2.6 (8,900)	3.2 (11,000)	4.0 (13,700)	5.0 (17,100)	6.3 (21,500)	8.0 (27,300)				
		Air Circulation m3/h (CFM)	420 (250)	420 (250)	420 (250)	650 (385)	650 (385))	755 (500)				
		Noise Level dB(A)	29	29	29	34	34	34				
	Total Watts		30	30	30	45	45	60				
	Refrigerant & Drain Connections:	Liquid Line Size	1/4 "	1/4 "	1/4 "	1/4 "	3/8 "	3/8 "				
		Suction Line Size	1/2 "	1/2 "	1/2 "	1/2 "	5/8 "	5/8 "				
		Drain Connection Size	5/8 "	5/8 "	5/8 "	5/8 "	5/8 "	5/8 "				
	Dimensions & Weight:	Actual Dimensions	Length mm (In.)	915 (36)	915 (36)	915 (36)	1,070 (42 - 1/8)	1,070 (42 - 1/8)	1,070 (42 - 1/8)			
			Width mm (In.)	210 (8 - 1/4)	210 (8 - 1/4)	210 (8 - 1/4)	210 (8 - 1/4)	210 (8 - 1/4)	210 (8 - 1/4)			
			Height mm (In.)	290 (11 - 1/2)	290 (11 - 1/2)	290 (11 - 1/2)	315 (12 - 3/8)	315 (12 - 3/8)	315 (12 - 3/8)			
			Weight Kg (Lbs)	12 (26)	12 (26)	12 (26)	15 (33)	15 (33)	15 (33)			
		Shipping Dimensions	Length mm (In.)	1,020 (40 - 1/8)	1,020 (40 - 1/8)	1,020 (40 - 1/8)	1,180 (46 - 1/2)	1,180 (46 - 1/2)	1,180 (46 - 1/2)			
			Width mm (In.)	300 (11 - 3/4)	300 (11 - 3/4)	300 (11 - 3/4)	300 (11 - 3/4)	300 (11 - 3/4)	300 (11 - 3/4)			
			Height mm (In.)	380 (15)	380 (15)	380 (15)	410 (16 - 1/8)	410 (16 - 1/8)	410 (16 - 1/8)			
Weight Kg (Lbs)			16 (36)	16 (36)	16 (36)	19 (42)	19 (42)	19 (42)				
Container Quantity		20'/40'/40'HC	268/540/641	268/540/641	268/540/641	220/413/510	220/413/510	220/413/510				


UNIT SPECIFICATIONS - DIGITAL VARIABLE MULTI SYSTEM MATCHED INDOOR UNTIS

Application			One-Way Cassette Ductless Fan Coil Unit										
Model Number			LDVR022	LDVR028	LDVR036	LDVR045	LDVR056	LDVR071					
	Performance Data	Cooling Capacity KW (BTU/Hr)	2.2 (7,500)	2.8 (9,600)	3.6 (12,300)	4.5 (15,400)	5.6 (19,200)	7.1 (24,300)					
		Heating Capacity KW (BTU/Hr)	2.6 (8,900)	3.2 (11,000)	4.0 (13,700)	5.0 (17,100)	6.3 (21,500)	8.0 (27,300)					
		Air Circulation m3/h (CFM)	500 (300)	500 (300)	500 (300)	780 (460)	780 (460)	1,080 (640)					
		Noise Level dB(A)	36	36	36	42	42	42					
	Total Watts		49	50	50	70	73	85					
	Refrigerant & Drain Connections:	Liquid Line Size	1/4 "	1/4 "	1/4 "	1/4 "	3/8 "	3/8 "					
		Suction Line Size	1/2 "	1/2 "	1/2 "	1/2 "	5/8 "	5/8 "					
		Drain Connection Size	1"	1"	1"	1"	1"	1"					
	Dimensions & Weight:	Actual Dimensions UNIT /Above PANEL /Below	Length mm (In.)	850 (33 - 1/2) 1,050 (41 - 3/8)	850 (33 - 1/2) 1,050 (41 - 3/8)	850 (33 - 1/2) 1,050 (41 - 3/8)	1,200 (47 - 1/4) 1,420 (55 - 7/8)	1,200 (47 - 1/4) 1,420 (55 - 7/8)	1,200 (47 - 1/4) 1,420 (55 - 7/8)				
			Width mm (In.)	400 (15 - 3/4) 470 (18 - 1/2)	400 (15 - 3/4) 470 (18 - 1/2)	400 (15 - 3/4) 470 (18 - 1/2)	655 (25 - 3/4) 755 (29 - 3/4)	655 (25 - 3/4) 755 (29 - 3/4)	655 (25 - 3/4) 755 (29 - 3/4)				
Height mm (In.)			235 (9 - 1/4) 18 (3/4)	235 (9 - 1/4) 18 (3/4)	235 (9 - 1/4) 18 (3/4)	198 (7 - 3/4) 10 (3/8)	198 (7 - 3/4) 10 (3/8)	198 (7 - 3/4) 10 (3/8)					
Weight Kg (Lbs)			23 (51) 4 (9)	23 (51) 4 (9)	23 (51) 4 (9)	31 (68) 9 (20)	31 (68) 9 (20)	31 (68) 9 (20)					
Shipping Dimensions UNIT /Above PANEL /Below		Length mm (In.)	1,080 (42 - 1/2) 1,120 (44 - 1/8)	1,080 (42 - 1/2) 1,120 (44 - 1/8)	1,080 (42 - 1/2) 1,120 (44 - 1/8)	1,380 (54 - 3/8) 1,500 (59)	1,380 (54 - 3/8) 1,500 (59)	1,380 (54 - 3/8) 1,500 (59)					
		Width mm (In.)	510 (20) 540 (21 - 1/4)	510 (20) 540 (21 - 1/4)	510 (20) 540 (21 - 1/4)	775 (30 - 1/2) 870 (34 - 1/4)	775 (30 - 1/2) 870 (34 - 1/4)	775 (30 - 1/2) 870 (34 - 1/4)					
		Height mm (In.)	310 (12 - 1/4) 172 (6 - 3/4)	310 (12 - 1/4) 172 (6 - 3/4)	310 (12 - 1/4) 172 (6 - 3/4)	265 (10 - 1/2) 110 (4 - 3/8)	265 (10 - 1/2) 110 (4 - 3/8)	265 (10 - 1/2) 110 (4 - 3/8)					
		Weight Kg (Lbs)	27 (60) 7 (15)	27 (60) 7 (15)	27 (60) 7 (15)	38 (84) 12 (26)	38 (84) 12 (26)	38 (84) 12 (26)					
Container Quantity		20/40//40'HC	115/238/268	115/238/268	115/238/268	69/145/165	69/145/165	69/145/165					


Application			Four Way Cassette Ductless Fan Coil Unit										
Model Number				CDVR028-A	CDVR036-A	CDVR045-A	CDVR056-C	CDVR071-C	CDVR080-C	CDVR090-C	CDVR100-C	CDVR112-C	
 	Performance Data	Cooling Capacity KW (BTU/Hr)		2.8 (9,600)	3.6 (12,300)	4.5 (15,400)	5.6 (19,200)	7.1 (24,300)	8.0 (27,300)	9.0 (30,700)	10.0 (34,200)	11.2 (38,300)	
		Heating Capacity KW (BTU/Hr)		3.2 (11,000)	4.0 (13,700)	5.0 (17,100)	6.3 (21,500)	8.0 (27,300)	9.0 (30,700)	10.0 (34,200)	11.0 (37,600)	12.5 (42,700)	
		Air Circulation m3/h (CFM)		860 (510)	860 (510)	860 (510)	950 (590)	1,220 (720)	1,220 (720)	1,540 (910)	1,540 (910)	1,540 (910)	
		Noise Level dB(A)		36	36	36	42	45	45	48	48	48	
	Total Watts			63	63	63	90	115	115	160	160	160	
	Refrigerant & Drain Connections:	Liquid Line Size		1/4 "	1/4 "	1/4 "	3/8 "	3/8 "	3/8 "	3/8 "	3/8 "	3/8 "	
		Suction Line Size		1/2 "	1/2 "	1/2 "	5/8 "	5/8 "	5/8 "	5/8 "	3/4 "	3/4 "	
		Drain Connection Size		1" - 1/4	1" - 1/4	1" - 1/4	1" - 1/4	1" - 1/4	1" - 1/4	1" - 1/4	1" - 1/4	1" - 1/4	
	Dimensions & Weight:	Actual Dimensions UNIT /Above PANEL /Below	Length mm (In.)		580 (22 - 7/8) 650 (22 - 5/8)	580 (22 - 7/8) 650 (22 - 5/8)	580 (22 - 7/8) 650 (22 - 5/8)	840 (33 - 1/8) 950 (37 - 3/8)	840 (33 - 1/8) 950 (37 - 3/8)	840 (33 - 1/8) 950 (37 - 3/8)	840 (33 - 1/8) 950 (37 - 3/8)	840 (33 - 1/8) 950 (37 - 3/8)	840 (33 - 1/8) 950 (37 - 3/8)
			Width mm (In.)		580 (22 - 7/8) 650 (22 - 5/8)	580 (22 - 7/8) 650 (22 - 5/8)	580 (22 - 7/8) 650 (22 - 5/8)	840 (33 - 1/8) 950 (37 - 3/8)	840 (33 - 1/8) 950 (37 - 3/8)	840 (33 - 1/8) 950 (37 - 3/8)	840 (33 - 1/8) 950 (37 - 3/8)	840 (33 - 1/8) 950 (37 - 3/8)	840 (33 - 1/8) 950 (37 - 3/8)
Height mm (In.)				254 (10) 30 (1 -1/4)	254 (10) 30 (1 -1/4)	254 (10) 30 (1 -1/4)	230 (9 - 1/8) 46 (1 -3/4)	230 (9 - 1/8) 46 (1 -3/4)	230 (9 - 1/8) 46 (1 -3/4)	300 (11 - 3/4) 46 (1 -3/4)	300 (11 - 3/4) 46 (1 -3/4)	300 (11 - 3/4) 46 (1 -3/4)	
Weight Kg (Lbs)				22 (48) 7 (3)	22 (48) 7 (3)	22 (48) 7 (3)	30 (66) 6 (13)	30 (66) 6 (13)	30 (66) 6 (13)	36 (80) 6 (13)	36 (80) 6 (13)	36 (80) 6 (13)	
Shipping Dimensions UNIT /Above PANEL /Below		Length mm (In.)		750 (29 - 1/2) 715 (28 - 1/8)	750 (29 - 1/2) 715 (28 - 1/8)	750 (29 - 1/2) 715 (28 - 1/8)	955 (37 - 5/8) 1,035 (40 3/4)	955 (37 - 5/8) 1,035 (40 3/4)	955 (37 - 5/8) 1,035 (40 3/4)	955 (37 - 5/8) 1,035 (40 3/4)	955 (37 - 5/8) 1,035 (40 3/4)	955 (37 - 5/8) 1,035 (40 3/4)	
		Width mm (In.)		745 (29 - 3/8) 715 (28 - 1/8)	745 (29 - 3/8) 715 (28 - 1/8)	745 (29 - 3/8) 715 (28 - 1/8)	955 (37 - 5/8) 1,035 (40 3/4)	955 (37 - 5/8) 1,035 (40 3/4)	955 (37 - 5/8) 1,035 (40 3/4)	955 (37 - 5/8) 1,035 (40 3/4)	955 (37 - 5/8) 1,035 (40 3/4)	955 (37 - 5/8) 1,035 (40 3/4)	
		Height mm (In.)		340 (13 - 3/8) 115 (4 - 1/2)	340 (13 - 3/8) 115 (4 - 1/2)	340 (13 - 3/8) 115 (4 - 1/2)	247 (9 - 3/4) 90 (3 - 1/2)	247 (9 - 3/4) 90 (3 - 1/2)	247 (9 - 3/4) 90 (3 - 1/2)	317 (12 - 1/2) 90 (3 - 1/2)	317 (12 - 1/2) 90 (3 - 1/2)	317 (12 - 1/2) 90 (3 - 1/2)	
		Weight Kg (Lbs)		30 (66) 5 (11)	30 (66) 5 (11)	30 (66) 5 (11)	34 (74) 9 (20)	34 (74) 9 (20)	34 (74) 9 (20)	41 (90) 9 (20)	41 (90) 9 (20)	41 (90) 9 (20)	
Container Quantity		20/40//40'HC	110/245/252	110/245/252	110/245/252	72/149/168	72/149/168	72/149/168	48/102/122	48/102/122	48/102/122		


UNIT SPECIFICATIONS - DIGITAL VARIABLE MULTI SYSTEM MATCHED INDOOR UNTS

Application			Universal Mount (Floor-Ceiling) Ductless Fan Coil Unit										
Model Number					UDVR036	UDVR045	UDVR056	UDVR071	UDVR080	UDVR090	UDVR112	UDVR140	
 	Performance Data	Cooling Capacity KW (BTU/Hr)			3.6 (12,300)	4.5 (15,400)	5.6 (19,200)	7.1 (24,300)	8.0 (27,300)	9.0 (30,700)	11.2 (38,300)	14.0 (47,800)	
		Heating Capacity KW (BTU/Hr)			4.0 (13,700)	5.0 (17,100)	6.3 (21,500)	8.0 (27,300)	9.0 (30,700)	10.0 (34,200)	12.5 (42,700)	16.0 (48,300)	
		Air Circulation m3/h (CFM)			800 (470)	800 (470)	800 (470)	800 (470)	1,200 (710)	1,400 (825)	1,800 (1,060)	2,000 (1,180)	
		Noise Level dB(A)			38	38	39	39	40	40	44	44	
	Total Watts				110	110	110	110	170	182	320	360	
	Refrigerant & Drain Connections:	Liquid Line Size			1/4 "	1/4 "	3/8 "	3/8 "	3/8 "	3/8 "	3/8 "	3/8 "	3/8 "
		Suction Line Size			1/2 "	1/2 "	5/8 "	5/8 "	5/8 "	5/8 "	3/4 "	3/4 "	
		Drain Connection Size			1"	1"	1"	1"	1"	1"	1"	1"	
	Dimensions & Weight:	Actual Dimensions	Length mm (In.)			990 (39)	990 (39)	990 (39)	990 (39)	1,280 (50 - 3/8)	1,280 (50 - 3/8)	1,670 (65 - 3/4)	1,670 (65 - 3/4)
			Width mm (In.)			206 (8 - 1/8)	206 (8 - 1/8)	206 (8 - 1/8)	206 (8 - 1/8)	206 (8 - 1/8)	206 (8 - 1/8)	244 (9 - 5/8)	244 (9 - 5/8)
Height mm (In.)					660 (26)	660 (26)	660 (26)	660 (26)	660 (26)	660 (26)	680- (26 - 3/4)	680- (26 - 3/4)	
Weight Kg (Lbs)					29 (64)	29 (64)	29 (64)	29 (64)	37 (80)	37 (80)	54 (120)	54 (120)	
Shipping Dimensions		Length mm (In.)			1,089 (42 - 7/8)	1,089 (42 - 7/8)	1,089 (42 - 7/8)	1,089 (42 - 7/8)	1,379 (54 - 3/8)	1,379 (54 - 3/8)	1,764 (69 - 1/2)	1,764 (69 - 1/2)	
		Width mm (In.)			295 (11 - 5/8)	295 (11 - 5/8)	295 (11 - 5/8)	295 (11 - 5/8)	295 (11 - 5/8)	295 (11 - 5/8)	329 (13)	329 (13)	
		Height mm (In.)			744 (29 - 1/4)	744 (29 - 1/4)	744 (29 - 1/4)	744 (29 - 1/4)	744 (29 - 1/4)	744 (29 - 1/4)	760 (30)	760 (30)	
		Weight Kg (Lbs)			35 (77)	35 (77)	35 (77)	35 (77)	42 (92)	42 (92)	61 (135)	61 (135)	
Container Quantity		20/40//40'HC		127/224/295	127/224/295	127/224/295	127/224/295	96/175/226	96/175/226	63/132/151	63/132/151		



Application			Concealed Vertical Floor Mounted Fan Coil Unit (With Integrated EXV)										
Model Number			FDVR022-U	FDVR028-U	FDVR036-U	FDVR045-U	FDVR056-U	FDVR071-U	FDVR080-U				
	Performance Data	Cooling Capacity KW (BTU/Hr)	2.2 (7,500)	2.8 (9,600)	3.6 (12,300)	4.5 (15,400)	5.6 (19,200)	7.1 (24,300)	8.0 (27,300)				
		Heating Capacity KW (BTU/Hr)	2.6 (8,900)	3.2 (11,000)	4.0 (13,700)	5.0 (17,100)	6.3 (21,500)	8.0 (27,300)	9.0 (30,700)				
		Air Circulation m3/h (CFM)	510 (300)	680 (400)	765 (450)	850 (500)	1,020 (600)	1,360 (800)	1,530 (900)				
		Noise Level dB(A)	37	39	41	43	44	46	48				
	Total Watts		35	40	46	49	88	130	130				
	Refrigerant & Drain Connections:	Liquid Line Size	1/4"	1/4"	1/4"	1/4"	3/8 "	3/8 "	3/8 "				
		Suction Line Size	1/2"	1/2"	1/2"	1/2"	5/8 "	5/8 "	5/8 "				
		Drain Connection Size	1"	1"	1"	1"	1"	1"	1"				
	Dimensions & Weight:	Actual Dimensions	Length mm (In.)	840 (33)	840 (33)	1,036 (40 - 3/4)	1,036 (40 - 3/4)	1,336 (52 - 5/8)	1,336 (52 - 5/8)	1,336 (52 - 5/8)			
			Width mm (In.)	212 (8 - 3/8)	212 (8 - 3/8)	212 (8 - 3/8)	212 (8 - 3/8)	212 (8 - 3/8)	212 (8 - 3/8)	212 (8 - 3/8)			
Height mm (In.)			544 (21 - 3/8)	544 (21 - 3/8)	544 (21 - 3/8)	544 (21 - 3/8)	544 (21 - 3/8)	544 (21 - 3/8)	544 (21 - 3/8)				
Weight Kg (Lbs)			26 (57)	26 (57)	30 (66)	30 (66)	36 (80)	36 (80)	36 (80)				
Shipping Dimensions		Length mm (In.)	939 (37)	939 (37)	1,139 (44 - 7/8)	1,139 (44 - 7/8)	1,439 (58 - 5/8)	1,439 (58 - 5/8)	1,439 (58 - 5/8)				
		Width mm (In.)	305 (12)	305 (12)	305 (12)	305 (12)	305 (12)	305 (12)	305 (12)				
		Height mm (In.)	639 (25 - 1/8)	639 (25 - 1/8)	639 (25 - 1/8)	639 (25 - 1/8)	639 (25 - 1/8)	639 (25 - 1/8)	639 (25 - 1/8)				
		Weight Kg (Lbs)	30 (66)	30 (66)	35 (75)	35 (75)	40 (88)	40 (88)	40 (88)				
Container Quantity		20/40//40'HC	119/236/273	119/236/273	93/190/190	93/190/190	72/151/151	72/151/151	72/151/151				


UNIT SPECIFICATIONS - DIGITAL VARIABLE MULTI SYSTEM MATCHED INDOOR UNTIS

Application			Exposed - Cased Vertical Floor Mounted Fan Coil Unit (Front Return)										
Model Number			FDVR022-C	FDVR028-C	FDVR036-C	FDVR045-C	FDVR056-C	FDVR071-C	FDVR080-C				
	Performance Data	Cooling Capacity KW (BTU/Hr)	2.2 (7,500)	2.8 (9,600)	3.6 (12,300)	4.5 (15,400)	5.6 (19,200)	7.1 (24,300)	8.0 (27,300)				
		Heating Capacity KW (BTU/Hr)	2.6 (8,900)	3.2 (11,000)	4.0 (13,700)	5.0 (17,100)	6.3 (21,500)	8.0 (27,300)	9.0 (30,700)				
		Air Circulation m3/h (CFM)	510 (300)	680 (400)	765 (450)	850 (500)	1,020 (600)	1,360 (800)	1,530 (900)				
		Ext. Spatic Pressure Pa (In.WC)	N/A	N/A	N/A	N/A	N/A	N/A	N/A				
		Noise Level dB(A)	37	39	41	43	44	46	48				
	Total Watts		35	40	46	49	88	130	130				
	Refrigerant & Drain Connections:	Liquid Line Size	1/4"	1/4"	1/4"	1/4"	3/8 "	3/8 "	3/8 "				
		Suction Line Size	1/2"	1/2"	1/2"	1/2"	5/8 "	5/8 "	5/8 "				
		Drain Connection Size	1"	1"	1"	1"	1"	1"	1"				
	Dimensions & Weight:	Actual Dimensions	Length mm (In.)	1,000 (39 - 5/8)	1,000 (39 - 5/8)	1,200 (47 - 1/4)	1,200 (47 - 1/4)	1,500 (59)	1,500 (59)	1,500 (59)			
			Width mm (In.)	220 (8 - 5/8)	220 (8 - 5/8)	220 (8 - 5/8)	220 (8 - 5/8)	220 (8 - 5/8)	220 (8 - 5/8)	220 (8 - 5/8)			
			Height mm (In.)	625 (24 - 5/8)	625 (24 - 5/8)	625 (24 - 5/8)	625 (24 - 5/8)	625 (24 - 5/8)	625 (24 - 5/8)	625 (24 - 5/8)			
			Weight Kg (Lbs)	30 (66)	30 (66)	37 (81)	37 (81)	44 (97)	44 (97)	44 (97)			
		Shipping Dimensions	Length mm (In.)	1,089 (42 - 7/8)	1,089 (42 - 7/8)	1,289 (50 - 3/4)	1,289 (50 - 3/4)	1,589 (62 - 1/2)	1,589 (62 - 1/2)	1,589 (62 - 1/2)			
			Width mm (In.)	312 (12 - 1/4)	312 (12 - 1/4)	312 (12 - 1/4)	312 (12 - 1/4)	312 (12 - 1/4)	312 (12 - 1/4)	312 (12 - 1/4)			
			Height mm (In.)	722 (28 - 1/2)	722 (28 - 1/2)	722 (28 - 1/2)	722 (28 - 1/2)	722 (28 - 1/2)	722 (28 - 1/2)	722 (28 - 1/2)			
			Weight Kg (Lbs)	35 (77)	35 (77)	43 (94)	43 (94)	50 (110)	50 (110)	50 (110)			
	Container Quantity		20/40//40'HC	126/251/294	126/251/29	103/212/249	103/212/249	84/172/200	84/172/200	84/172/2007			

Application			Exposed - Cased Vertical Floor Mounted Fan Coil Unit (Bottom Return)										
Model Number			FDVR022-D	FDVR028-D	FDVR036-D	FDVR045-D	FDVR056-D	FDVR071-D	FDVR080-D				
	Performance Data	Cooling Capacity KW (BTU/Hr)	2.2 (7,500)	2.8 (9,600)	3.6 (12,300)	4.5 (15,400)	5.6 (19,200)	7.1 (24,300)	8.0 (27,300)				
		Heating Capacity KW (BTU/Hr)	2.6 (8,900)	3.2 (11,000)	4.0 (13,700)	5.0 (17,100)	6.3 (21,500)	8.0 (27,300)	9.0 (30,700)				
		Air Circulation m3/h (CFM)	510 (300)	680 (400)	765 (450)	850 (500)	1,020 (600)	1,360 (800)	1,530 (900)				
		Ext. Spatic Pressure Pa (In.WC)	N/A	N/A	N/A	N/A	N/A	N/A	N/A				
		Noise Level dB(A)	37	39	41	43	44	46	48				
	Total Watts		35	40	46	49	88	130	130				
	Refrigerant & Drain Connections:	Liquid Line Size	1/4"	1/4"	1/4"	1/4"	3/8 "	3/8 "	3/8 "				
		Suction Line Size	1/2"	1/2"	1/2"	1/2"	5/8 "	5/8 "	5/8 "				
		Drain Connection Size	1"	1"	1"	1"	1"	1"	1"				
	Dimensions & Weight:	Actual Dimensions	Length mm (In.)	1,000 (39 - 5/8)	1,000 (39 - 5/8)	1,200 (47 - 1/4)	1,200 (47 - 1/4)	1,500 (59)	1,500 (59)	1,500 (59)			
			Width mm (In.)	220 (8 - 5/8)	220 (8 - 5/8)	220 (8 - 5/8)	220 (8 - 5/8)	220 (8 - 5/8)	220 (8 - 5/8)	220 (8 - 5/8)			
			Height mm (In.)	625 (24 - 5/8)	625 (24 - 5/8)	625 (24 - 5/8)	625 (24 - 5/8)	625 (24 - 5/8)	625 (24 - 5/8)	625 (24 - 5/8)			
			Weight Kg (Lbs)	30 (66)	30 (66)	37 (81)	37 (81)	44 (97)	44 (97)	44 (97)			
		Shipping Dimensions	Length mm (In.)	1,179 (46 - 1/2)	1,179 (46 - 1/2)	1,379 (54 - 3/8)	1,379 (54 - 3/8)	1,679 (66)	1,679 (66)	1,679 (66)			
			Width mm (In.)	312 (12 - 1/4)	312 (12 - 1/4)	312 (12 - 1/4)	312 (12 - 1/4)	312 (12 - 1/4)	312 (12 - 1/4)	312 (12 - 1/4)			
			Height mm (In.)	722 (28 - 1/2)	722 (28 - 1/2)	722 (28 - 1/2)	722 (28 - 1/2)	722 (28 - 1/2)	722 (28 - 1/2)	722 (28 - 1/2)			
			Weight Kg (Lbs)	38 (83)	38 (83)	46 (100)	46 (100)	53 (118)	53 (118)	53 (118)			
	Container Quantity		20/40//40'HC	116/220/268	116/220/268	97/195/224	97/195/224	80/162/187	80/162/187	80/162/187			

UNIT SPECIFICATIONS - DIGITAL VARIABLE MULTI SYSTEM MATCHED INDOOR UNTIS

Application			Concealed Duct Type Fan Coil Unit (Low and Medium Static)										
w/Plenum Model Number			RDVR022-L	RDVR028-L	RDVR036-L	RDVR045-C	RDVR056-C	RDVR071-C	RDVR080-C	RDVR090-C	RDVR112-C	RDVR140-C	
	Performance Data	Cooling Capacity KW (BTU/Hr)	2.2 (7,500)	2.8 (9,600)	3.6 (12,300)	4.5 (15,400)	5.6 (19,200)	7.1 (24,300)	8.0 (27,300)	9.0 (30,700)	11.2 (38,300)	14.0 (47,800)	
		Heating Capacity KW (BTU/Hr)	2.6 (8,900)	3.2 (11,000)	4.0 (13,700)	5.0 (17,100)	6.3 (21,500)	8.0 (27,300)	9.0 (30,700)	10.0 (34,200)	12.5 (42,700)	16.0 (48,300)	
		Air Circulation m3/h (CFM)	580 (340)	580 (340)	580 (340)	1,160 (690)	1,160 (690)	1,460 (860)	1,460 (860)	2,400 (1,420)	2,400 (1,420)	2,400 (1,420)	
		Ext. Spatic Pressure Pa (In.WC)	10 (0.05)	10 (0.05)	10 (0.05)	40 (0.16)	40 (0.16)	40 (0.16)	40 (0.16)	70 (0.28)	70 (0.28)	70 (0.28)	
		Noise Level dB(A)	34	34	34	38	38	42	42	44	44	44	
Total Watts			35	40	40	110	110	150	150	220	220	220	
	Refrigerant & Drain Connections:	Liquid Line Size	1/4 "	1/4 "	1/4 "	1/4 "	3/8 "	3/8 "	3/8 "	3/8 "	3/8 "	3/8 "	
		Suction Line Size	1/2 "	1/2 "	1/2 "	1/2 "	5/8 "	5/8 "	5/8 "	5/8 "	3/4 "	3/4 "	
		Drain Connection Size	1"	1"	1"	1-1/4"	1-1/4"	1-1/4"	1-1/4"	1-1/4"	1-1/4"	1-1/4"	
Dimensions & Weight:	Actual Dimensions	Length mm (In.)	955 (37 - 5/8)	955 (37 - 5/8)	955 (37 - 5/8)	1,000 (39 - 3/8)	1,000 (39 - 3/8)	1,000 (39 - 3/8)	1,000 (39 - 3/8)	1,350 (53 - 1/8)	1,350 (53 - 1/8)	1,350 (53 - 1/8)	
		Width mm (In.)	385 (15 - 1/8)	385 (15 - 1/8)	385 (15 - 1/8)	800 (31 - 1/2)	800 (31 - 1/2)	800 (31 - 1/2)	800 (31 - 1/2)	800 (31 - 1/2)	800 (31 - 1/2)	800 (31 - 1/2)	
		Height mm (In.)	210 (8 - 1/4)	210 (8 - 1/4)	210 (8 - 1/4)	298 (11 - 3/4)	298 (11 - 3/4)	298 (11 - 3/4)	298 (11 - 3/4)	298 (11 - 3/4)	298 (11 - 3/4)	298 (11 - 3/4)	
		Weight Kg (Lbs)	15 (33)	15 (33)	15 (33)	38 (84)	38 (84)	38 (84)	38 (84)	48 (105)	48 (105)	48 (105)	
	Shipping Dimensions	Length mm (In.)	1,114 (43 - 7/8)	1,114 (43 - 7/8)	1,114 (43 - 7/8)	1,205 (47 - 1/2)	1,205 (47 - 1/2)	1,205 (47 - 1/2)	1,205 (47 - 1/2)	1,555 (61 - 1/2)	1,555 (61 - 1/2)	1,555 (61 - 1/2)	
		Width mm (In.)	469 (18 - 1/2)	469 (18 - 1/2)	469 (18 - 1/2)	940 (37)	940 (37)	940 (37)	940 (37)	940 (37)	940 (37)	940 (37)	
		Height mm (In.)	277 (10 - 7/8)	277 (10 - 7/8)	277 (10 - 7/8)	370 (14 - 1/2)	370 (14 - 1/2)	370 (14 - 1/2)	370 (14 - 1/2)	370 (14 - 1/2)	370 (14 - 1/2)	370 (14 - 1/2)	
		Weight Kg (Lbs)	19 (42)	19 (42)	19 (42)	45 (100)	45 (100)	45 (100)	45 (100)	57 (125)	57 (125)	57 (125)	
Container Quantity			20/40//40'HC	214/437/480	214/437/480	214/437/480	60/140/164	60/140/164	60/140/164	60/140/164	48/100/112	48/100/112	36/84/98

Application			Concealed Duct Type Fan Coil Unit (High Static)										
Model Number											RDVR200-H	RDVR250-H	RDVR280-H
	Performance Data	Cooling Capacity KW (BTU/Hr)									20.0 (68,300)	25.0 (85,300)	28.0 (95,600)
		Heating Capacity KW (BTU/Hr)									22.6 (77,200)	27.5 (94,000)	31.1 (106,200)
		Air Circulation m3/h (CFM)									4,180 (2,460)	4,180 (2,460)	4,400 (2,600)
		Ext. Spatic Pressure Pa (In.WC)									196 (0.80)	196 (0.80)	196 (0.80)
		Noise Level dB(A)									61	61	61
Total Watts										1,400	1,400	1,400	
Refrigerant & Drain Connections:	Liquid Line Size									1/2 "	1/2 "	1/2 "	
	Suction Line Size									7/8"	1" 1/8	1" - 1/8	
	Drain Connection Size									1" - 5/8	1" - 5/8	1" - 5/8	
Dimensions & Weight:	Actual Dimensions	Length mm (In.)									1200 (347- 1/2)	1200 (347- 1/2)	1200 (347- 1/2)
		Width mm (In.)									660 (26)	660 (26)	660 (26)
		Height mm (In.)									380 (15)	380 (15)	380 (15)
		Weight Kg (Lbs)									62 (136)	62 (136)	62 (136)
	Shipping Dimensions	Length mm (In.)									1,425 (56 - 1/8)	1,425 (56 - 1/8)	1,425 (56 - 1/8)
		Width mm (In.)									775 (30 - 1/2)	775 (30 - 1/2)	775 (30 - 1/2)
		Height mm (In.)									478 (18 - 7/8)	478 (18 - 7/8)	478 (18 - 7/8)
		Weight Kg (Lbs)									70 (155)	70 (155)	70 (155)
Container Quantity			20/40//40'HC							60/123/123	60/123/123	60/123/123	